



Unit: 1.3 Pictograms

Key Learning

- To understand that data can be represented in picture format.
- To contribute to a class pictogram.
- To use a pictogram to record the results of an experiment.

Key Vocabulary

Collect Data

Gathering facts and information.

Compare

Looking at what is the same and what is different.

Data

A collection of information, used to help answer questions.

Pictogram

A diagram that uses pictures to represent data.

Record Results

Writing down what you have found out.


Title

The name given to a piece of work.

Key Resources



2Connect

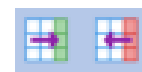


2Count

Key Images




Open, Close and
Share



Add or delete
columns



Frequency



Add or delete objects
from the Pictogram